

## County Fair




County Fairs in general are about celebrating local community services, businesses, families and their way of life through heritage in home, work, creativity, horticulture and livestock, entertainment and fun. Let's embrace this wonderful time of year that all generations have enjoyed by bringing it into our facilities. Invite the residents, staff and families, and even extend it to your facility community as part of your community outreach program/events.

This can be used as a weekly theme (which is usually the time frame for a true county fair) or stretch it out for an entire month. Either way, enjoy the event and have fun.

### Outline:

- Before you begin
- Decoration ideas
- Gearing up for the big event (activity suggestions)
  - Reminiscing - A Funny Thing Happen at the County Fair
  - Game – Booth Business
  - Food – Blue Ribbon Special
  - Exercise – Cake Walk (a lot more walking and a little less cake)
  - Craft – Entry Projects
  - Game – Pig Race
  - Movie – “Meet Me at the Fair”
- Fair activities suggestions for the big event or stretching it out for an entire month.



### Before you begin:

Before you begin look up your county fair information on line with any search engine such as Google.com by entering your county name and state. This should bring up a list of finds, but make sure you only use the official county website link. Once you're on your county website type in “County Fair” in the website search window or just simply look on the site for fair event links to click on. Since some county fairs have a theme you can try to incorporate into your activities as well. For example:

- Alaska, Dektana Fair – 2010 theme is “Let's Grow Green”
- Alaska, Tanana Valley Fair 2010 theme is “Barn in the USA”

- California, Contra Costa County Fair 2010 theme is “Old Fashion Fun”
- Florida, Manatee County Fair 2010 theme is “Growing Again in 2010”
- New York, Americas Fair, Erie County Fair 2010 theme is “Fair Fever”
- New York, Schoharie County Sunshine Fair 2010 theme is “The Family Magic Continues”
- North Carolina, Avery A&H Fair 2010 theme is “It’s more than Cows and Plows, It’s Country Roots”
- North Carolina, Robeson County Fair 2010 theme is “Where Farm Meets Fun”
- Ohio, Henry County Fair 2010 theme is “Sew it, Grow it, Show it at the Henry County Fair”
- Tennessee, Clay County Fair 2010 theme is “Family Fun for the Young & Old”

To find other fair themes check out [countyfairgrounds.net](http://countyfairgrounds.net) and click on “Find Fair Stuff” to search the state list. There are many great themes ideas to use for your facility county fair.

Advertise early if this will be a facility community event, posters, newspaper, radio, facility newsletter, facility announcements and talk about it every day. Make sure to have local newspaper reporter to cover the event. Your marketing director should be willing to help with this community event since she/he can promote the facility with all the advertising.



**Decorations suggestions:**

- Large award ribbons
- Hay bales
- Old white picket fence (a fence section set up in a corner with some hay or sunflowers)
- Booths (you can make just the front of a booth with display titles them such as Lemonade, Cotton Candy, Hot Pies, Produce, Crafts, 4-H, etc... to line the hallways with or in each corner in a main area.)
- Red, White and blue star swags
- State and county flags
- Farmer hat, gloves, overalls, old wheelbarrow, or small wagon, or a old barrel
- Corn stalks, produce baskets (fill with fresh apples for residents to enjoy at leisure)
- Saddle, cowboy hat, boots with wood crates

When you think of your decorations just remember what you see at your local fair and start asking for item donations or ask to borrow items that you will return after the event is over.

**Gearing up for the big event:**

Activity suggestion (these can be used before the community event to get your residents excited about the facility county fair)

Reminiscing – A Funny Thing Happen at the County Fair

Get your residents ready to enjoy a great “County Fair” at your facility by talking to them about the fairs they have attended in their past. Question suggestions:

- Did any of them enter the fair events when they were young? If so, do they remember any thing funny that happen before or after the entering the event?
- What was the funnies booth at the fair?
- Do they remember seeing some of the entertainers? If so, did anything funny happen during the performance?
- What was their favorite fun food at the fair?
- Did they play games at the fair? If so, what game was the most fun that they played?
- What was their favorite memory from any county fair they attended?
- What was the funniest thing that ever happened to them while at the fair?

Ask any question you think will get the residents talking about the county fairs they attended. Have some volunteers write down some of the residents stories to type up later to present to the residents family at the end of the county fair event, or add them to the resident’s personal memory book with highlights from the activities through out the year. You can give the book to the residents at the end of the year, or present it to their family.

OR

Make a reminiscing box filled with items you would find at the county fair such as:

- Award ribbon
- Cotton candy (candy stores sell it in pouches)
- Fair programs
- Tickets
- Toy tractor
- Toy farm animals
- A small quilted pillow case
- Small produce basket (they have them in the doll house section of a hobby store)
- Fruit/veggies (plastic or real)
- Business or campaign buttons

Just think of things to represent the fair experience and let each resident pick something out of the box to talk about a memory the items reminds them of. Make sure to decorate the outside of the box with paper that has pictures of a fairground to help the residents relate the items inside of the box to a county fair. There are lots of clip art or pictures from a fair website that you can print to glue or tape on the reminiscent box.



### Game – Booth Business


At every county fair there are lots of business booths to advertise their product or service. Let's see just how many business booths the residents can recognize by their famous tagline/slogan. You should add some local business tagline/slogan to make it more your own, but to get you started here are some common businesses that usually have a booth at the fair.

- Eat Mor Chikin (Chick-fil-A)
- You're in good hands... (Allstate Auto Insurance)
- Reach out and touch someone (AT&T)
- The choice of a new generation (Pepsi)
- It does a body good (Milk Board)
- Leave the driving to us (Greyhound)
- We deliver for you (US Postal Service)
- Don't leave home without it (American Express)

You get the idea now add some of your local companies with their tagline/slogan.

If you want to make this game a friendly competition:

- Divide the residents into teams.
- Write each tagline/slogan on one white poster board and the company names on separate poster board.
- Let each team match up the tagline/slogan with the appropriate company.



### Food – Blue Ribbon Recipe

Locate a Blue Ribbon recipe that you think is easy for your residents to make and start cooking. It does not matter if it's a pie, bread, cake or jam, just as long as it is a Blue Ribbon recipe. Try looking on [oldfashionedliving.com/blueribbon.html](http://oldfashionedliving.com/blueribbon.html) for an easy recipe to make or contact your local extension office to see if they have any they can give you.




### Exercise/Game – Cake Walk (a lot more walking and a little less cake)

The object of this exercise is to have the residents walk a specific route for physical exercise and to play a game to win a cake(s) (snack cake(s)). They must walk the "Cake Route" in order to find each cake on a card list that you will give them. Each time they find a cake picture then they will have a staff member in that cake area to punch a hole next to the cake. After all holes are


punched they will return the card to you and receive their cake(s). This will also get staff involved to encourage residents to continue on to the next cake area. Set up an appointed start and finish time so the residents will not take an entire day to finish this activity.

Set up a walking route around your facility making sure it passes each nurses station and/or specific areas where a staff member is always present. At each area that the route passes have a large visible picture of a cake with the cake name under it (such as Chocolate Fudge Cake, Lemon Cake, etc). Resident must have staff member punch their cake card on the cake associated with their station/area and then returns the card to you for their cake.



#### Craft – Entry Projects

Have residents paint, sew or build something to enter in a fair competition. Once their craft project is complete then assign a number to them so the staff and review them and vote on the all over best project. Award the winner with a blue ribbon.



#### Game – Pig Race

Set up a pig race just like you would do your Kentucky Horse Race, but use toy pigs instead.




#### Movie –

“State Fair”

1945 version stars Jeanne Crain, Dana Andrews, Vivian Blaine, Dick Haymes, and Charles Winninger.

1962 version stars Pat Boone, Ann-Margret, Bobby Darin, Tom Ewell, and Alice Faye  
Check local video rental stores, library or order them on line at [moviesunlimited.com](http://moviesunlimited.com) or [Amazon.com](http://Amazon.com)



Fair activities suggestions (For the big event or use the ideas for a month long theme)

- Schedule special entertainment each night or weekly (singers from local schools, local dance school troops, magic acts, etc)
- Make funnel cakes, cotton candy and/or popcorn ( to sell or had out as a treat)
- Set up game booths: (Ask for donations from local businesses)
  - Ping pong balls in the cups
  - Ring toss
  - Spin to win game board (Prize wheel)
  - Shoot the hoops (basketball in wins)
  - Duck pond (duck number wins a prize)
- Have a craft booth for residents, staff and family to sell (either let crafter keep money made or ask them to donate the crafts so money can go towards special needs in AD funds or to facility special care unit.
- Contact local businesses to set up booths to pass out information about their product or services.
- Set up produce stands for gardeners to sell their produce.
- Contact local pet zoo or see if family members have any farm animals to bring in to show.
- Award presentation to the best of show in crafts, produce, booth, animals to get participates to really make it look like a county fair.
- Talent contest (any resident, staff, family or friends can sign up to participate)
- Have a Little Miss Beauty Pageant and crown the little princess Miss (facility name). Crown, sash, and trophy should be presented.
- Pie eating contest
- Raffle
- Balloon art
- Face painting
- Drink booths (tea, lemonade, fruit punch)
- Don't forget the local politicians as speakers
- Make sure to contact the newspaper to get community coverage.
- Contact your local extension office to see if anyone is willing to come out and do a demonstration for soap making, wood carvers. Farm equipment or garden planting tips.
- Invite the local 4-H Clubs, Girl Scouts, Boy Scouts, Car clubs and any other clubs that might have something to display or demonstrate for free at your fair.

Enjoy and have lots of fun with this County Fair theme!

Blessings,  
Christine Jennings